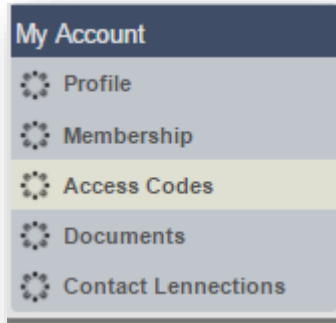


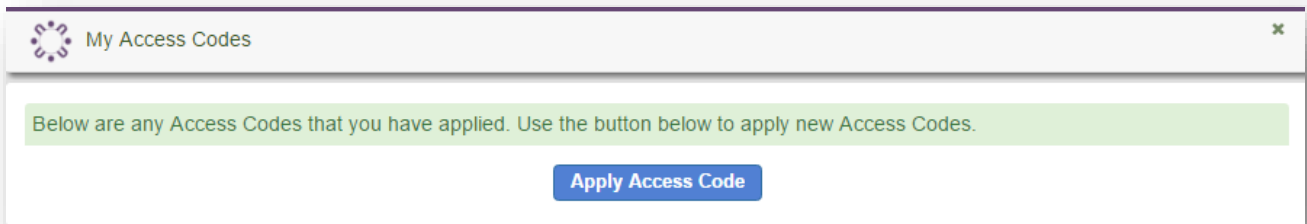
This guide will show you how to add access codes for GCA Assesslets to your Lennctions account. Your specific access code will be given to you by your School Administrator.

## Access Codes for Assesslets

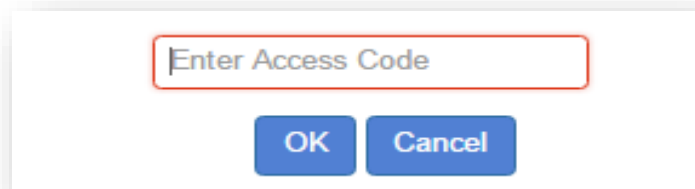
1. Log into your personal Lennctions account. Select **Access Codes** from the left menu.



2. Select the **Apply Access Code** button.



3. Enter the Access Code and select the **OK** button.



4. The Assesslet will now appear in the **GCA Activities** section under Learning Activities in the left menu.

